


# HOOP

The simple, functional spiral staircase for interiors with steel structure and steps in Natural beech wood. The shape of the steps has been designed to reduce the overall space occupied and optimise the available space.





## MATERIALS AND COLORS

### STEPS

- In birch plywood, thickness 29 mm
- Excellent stability and high mechanical strength
- Non-toxic water-based coating; 3 layers of paint

### HANDRAIL

- In plastic material in the same color as the structure

### Wood colors (steps)

Natural



### Steel colors (structure and railing)

White



Silver grey



### STRUCTURE

- Steel modular elements
- Powder coated with matt scratch proof finish

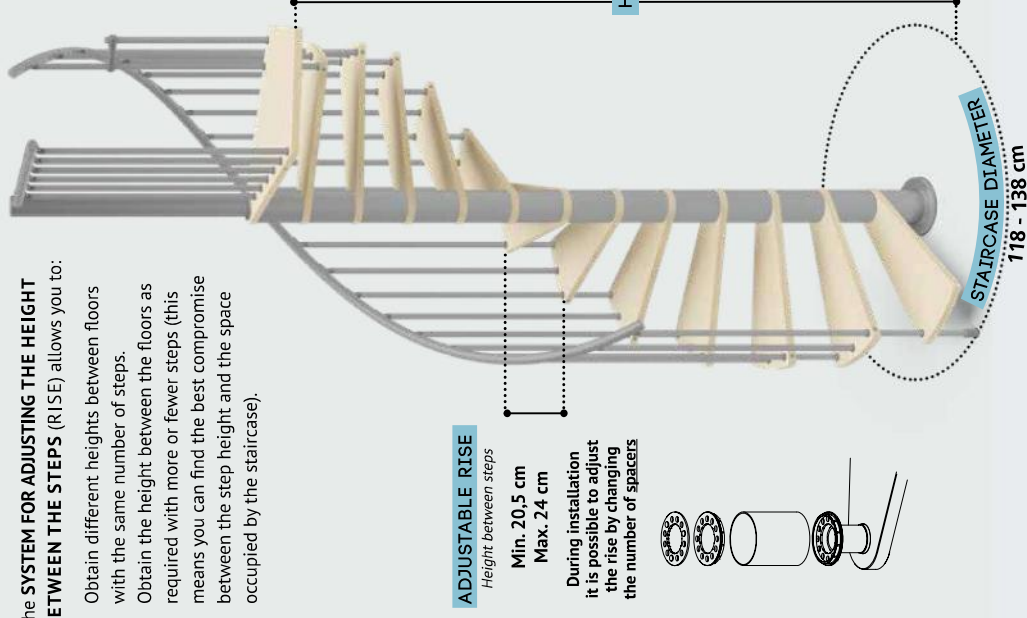
### RAILING

- Steel vertical columns painted in the same color as the structure (distance between the columns less than 10 cm)

## MEASUREMENTS valid for all the configurations

### The SYSTEM FOR ADJUSTING THE HEIGHT BETWEEN THE STEPS (RISE) allows you to:

- Obtain different heights between floors with the same number of steps.
- Obtain the height between the floors as required with more or fewer steps (this means you can find the best compromise between the step height and the space occupied by the staircase).

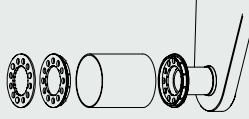


### ADJUSTABLE RISE

Height between steps

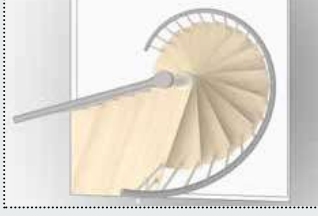
Min. 20,5 cm  
Max. 24 cm

During installation it is possible to adjust the rise by changing the number of spacers



## CONFIGURATIONS


### SQUARE OPENING (stair landing included)



### ROUND OPENING (stair landing included)



### DIRECT LANDING AT THE FLOOR SLAB (stair without landing)

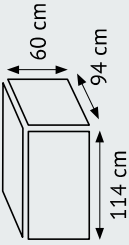


UNIVERSAL LANDING WITH 60° OPENING: adaptable to any opening during installation.  
4 STEPS EVERY 90°: this reduces the space occupied without losing comfort.

## PACKAGE

**1 box** = **1 complete staircase of 13 steps** (landing included)

Structure, steps, railing, handrail



**or**  
**1 complete staircase with 12 steps** (without landing)

Structure, steps, railing, handrail

The measures of the box may vary

## DIRECTION OF ASCENT

**Clockwise**

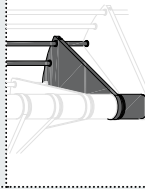


**Counter clockwise**



## ACCESSORIES

Extra step (with structure and railing).



Balustrade for upper floor (100 cm).



Extra section of internal post (needed for heights over 319 cm).



- **H** = Finished floor to finished floor height.
- Staircase landing included: top universal landing fixed at the same level as the finished upper floor
- Staircase without landing: top step fixed one rise below finished upper floor.
- Ceiling opening diameter: staircase diameter + 5 cm.

Add more steps to reach greater heights.

**10 steps**  
1 box  
Min. 205 cm  
Max. 240 cm

**11 steps**  
1 box  
Min. 226 cm  
Max. 264 cm

**12 steps**  
1 box  
Min. 246 cm  
Max. 288 cm

**13 steps**  
1 box  
Min. 267 cm  
Max. 312 cm

**14 steps**  
1 box + 1 extra step  
Min. 287 cm  
Max. 336 cm

**15 steps**  
1 box + 2 extra steps  
Min. 308 cm  
Max. 360 cm

**16 steps**  
1 box + 3 extra steps  
Min. 328 cm  
Max. 384 cm